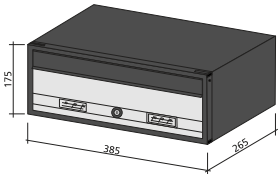

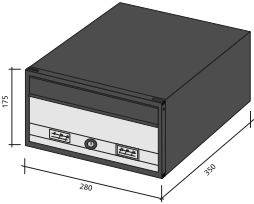

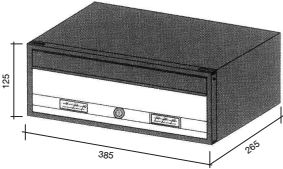

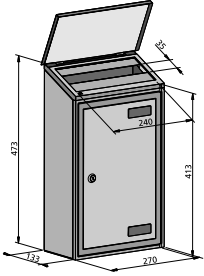

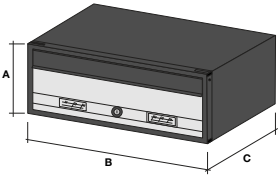


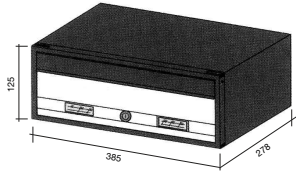





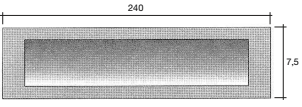

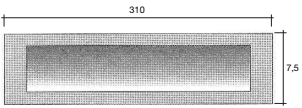

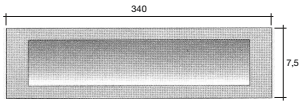
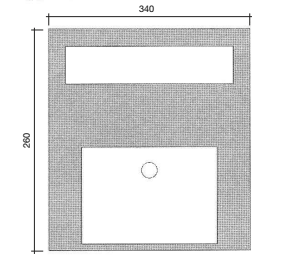
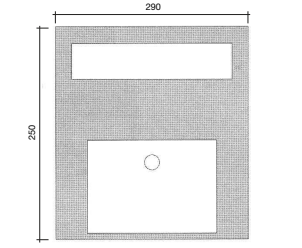



Desenho Técnico	Fabrico / Cores	Características	Emb.	Ref.
	Fabrico: Alumínio	2 Frentes	1	19001
	Cores: Anodizados Lacados Niq. Satinado	1 Frente		
	Fabrico: Alumínio	2 Frentes	1	19003
	Cores: Anodizados Lacados Niq. Satinado	1 Frente		
	Fabrico: Alumínios lacados	1 Frente	1	19005
	Cores: Anodizados Lacados	2 Frentes		
	Fabrico: Alumínio ou Inox	Alumínio / Inox	1	19036
	Cores: Lacados			
	Frente em alumínio lacado	1 Frente A: 170 B: 385 C: 265	1	19014
	Caixa em ABS	2 Frentes A: 170 B: 385 C: 280		

Ref.		Emb.	Características	Fabrico / Cores	Desenho Técnico
19023		1	1 Frente	Fabrico: Alumínio	
19024			2 Frontes	Cores: Lacados Anodizados	
19025		1	1 Frente	Fabrico: Alumínio	
19026			2 Frontes	Cores: Lacados Anodizados	
19027		1	1 Frente	Fabrico: Alumínio	
19028			2 Frontes	Cores: Lacados Anodizados	

Linha J

Ref.		Emb.	Características	Fabrico / Cores	Desenho Técnico
19007		1	1 Frente	Fabrico: Alumínio	1 Frente
19008			2 Frontes	Cores: Lacados	2 Frontes

Desenho Técnico	Cores	Características	Emb.		Ref.
	 Lacados Anodizados	Entrada de correio em alumínio	1		19010
	Lacados Anodizados	Entrada de correio em alumínio	1		19011
	Lacados Anodizados	Entrada de correio em alumínio	1		19012
	Lacados Anodizados	Frente de correio em alumínio	1		19013
	Lacados Anodizados	Frente de correio em alumínio	1		19022

